







NOTES:

1. INSTALLATION TO BE COMPLETED PER MANUFACTURER'S SPECIFICATION.
2. REFER TO TREXFENCINGFDS.COM FOR CONSTRUCTION DETAILS AND PRODUCT INFORMATION
3. DRAWING NOT TO SCALE.

COMPONENT		QTY.	LENGTH	COMPONENT		QTY.	LENGTH
Post Cap	   Pyramid Flat Crown	1	N/A	Rail	 1" x 5 3/4"	6	91"
Post	 5" x 5"	1	84"	Rail Insert	 1 1/2" x 5 1/2"	3	91 1/2"

Component lengths may vary

100124