






NOTES:

1. INSTALLATION TO BE COMPLETED PER MANUFACTURER'S SPECIFICATION.
2. REFER TO TREXFENCINGFDS.COM FOR CONSTRUCTION DETAILS AND PRODUCT INFORMATION
3. DRAWING NOT TO SCALE.

COMPONENT		QTY.	LENGTH	COMPONENT		QTY.	LENGTH
Post Cap	  	1	N/A	Rail	 1" x 5 3/4"	4	91"
Post		1	60"	Rail Insert	 1 1/2" x 5 1/2"	2	91 1/2"

Component lengths may vary

100124