











NOTES:

1. INSTALLATION TO BE COMPLETED PER MANUFACTURER'S SPECIFICATION.
2. REFER TO TrexFencingFDS.com FOR CONSTRUCTION DETAILS AND PRODUCT INFORMATION
3. DRAWING NOT TO SCALE.

COMPONENT	QTY.	LENGTH	COMPONENT	QTY.	LENGTH
Post Cap   	1	N/A	Bottom Rail / Picket 	2	91"
Post  5" x 5"	1	Varies	Aluminum Bottom Rail  2 3/4" x 5 1/8"	1	90 1/2"
Top Rail  4" x 5"	1	91"	Fence Bracket  1 1/4" x 3 1/8"	4	N/A
Picket  1" x 5 3/4"	19	Varies	Ext. Wood Screw  #7	24	1 5/8"

Component lengths may vary

CUT VIEWS

112823