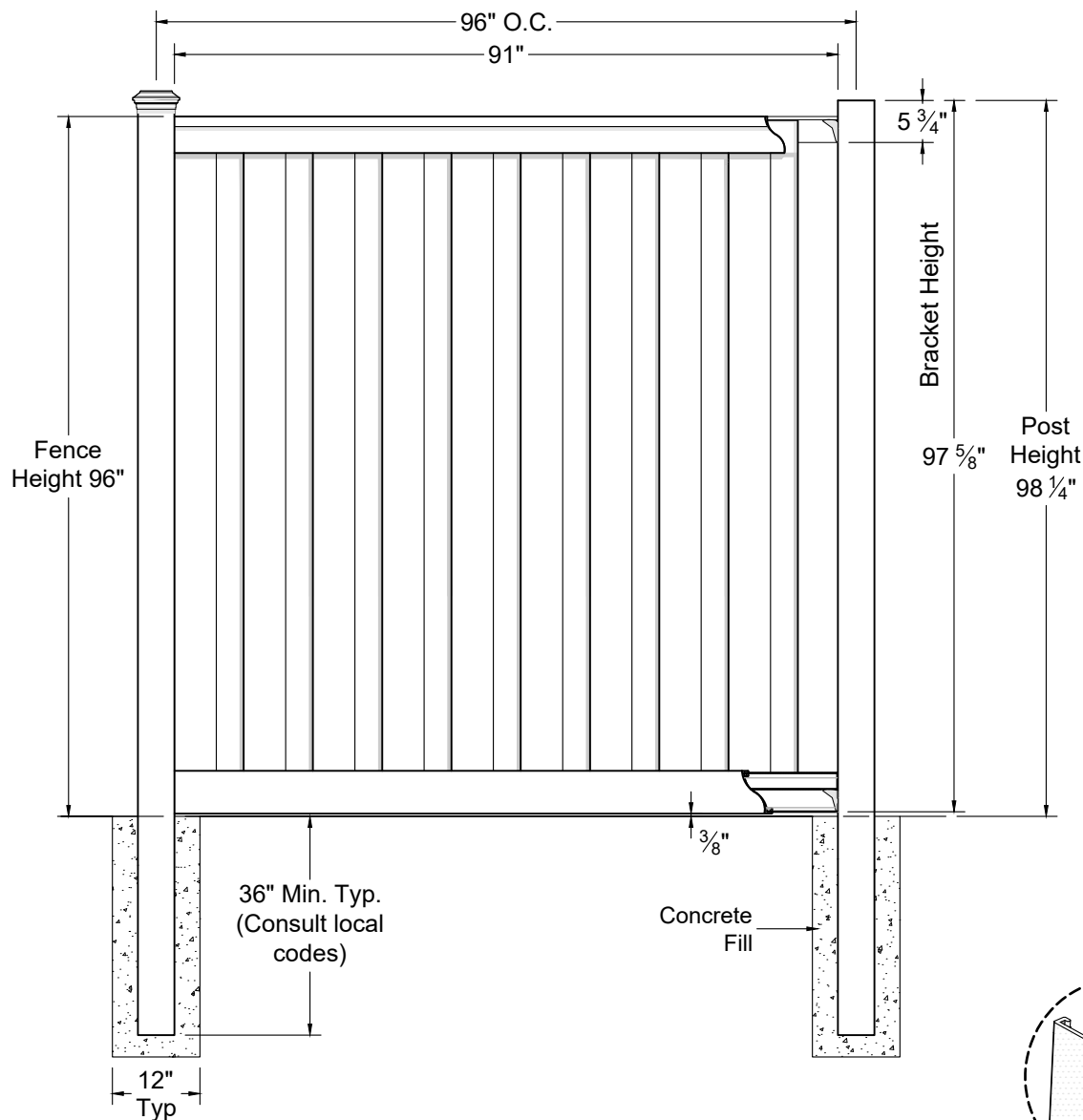












## Fence Height: 8'

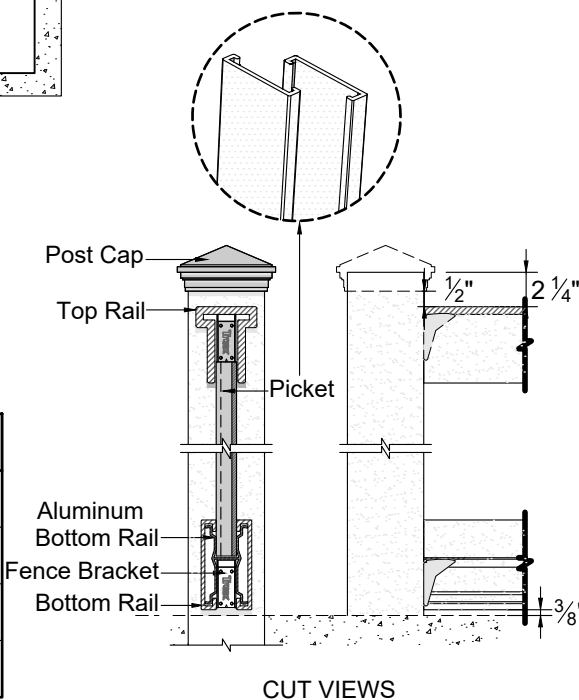


### NOTES:

1. INSTALLATION TO BE COMPLETED PER MANUFACTURER'S SPECIFICATION.
2. REFER TO [TrexFencingFDS.com](http://TrexFencingFDS.com) FOR CONSTRUCTION DETAILS AND PRODUCT INFORMATION
3. DRAWING NOT TO SCALE.

COMPONENT		QTY.	LENGTH	COMPONENT		QTY.	LENGTH
Post Cap	  	1	N/A	Bottom Rail / Picket	 1" x 5 3/4"	2	91"
Post	 5" x 5"	1	144"	Aluminum Bottom Rail	 2 3/4" x 5 1/8"	1	90 1/2"
Top Rail	 4" x 5"	1	91"	Fence Bracket	 1 1/4" x 3 1/8"	4	N/A
Bottom Rail / Picket	 1" x 5 3/4"	19	91"	Ext. Wood Screw	 #7	24	1 5/8"

Component lengths may vary



CUT VIEWS

010923