







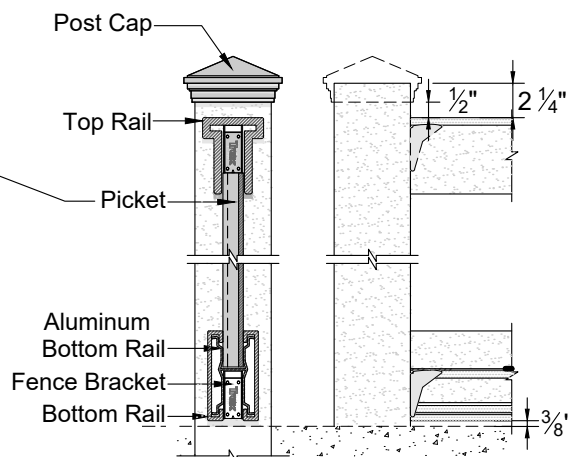
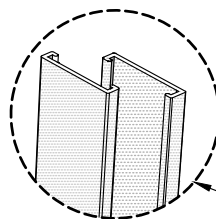


NOTES:

1. INSTALLATION TO BE COMPLETED PER MANUFACTURER'S SPECIFICATION.
2. REFER TO TrexFencingFDS.com FOR CONSTRUCTION DETAILS AND PRODUCT INFORMATION
3. DRAWING NOT TO SCALE.

COMPONENT	QTY.	LENGTH	COMPONENT	QTY.	LENGTH
Post Cap 	1	N/A	Bottom Rail / Picket 	2	91"
Post  5" x 5"	1	96"	Aluminum Bottom Rail  2 3/4" x 5 1/8"	1	90 1/2"
Top Rail  4" x 5"	1	91"	Fence Bracket  1 1/4" x 3 1/8"	4	N/A
Picket (Cut to 55 1/2")  1" x 5 3/4"	19	67"	Ext. Wood Screw  #7	24	1 5/8"

Component lengths may vary



CUT VIEWS

010923