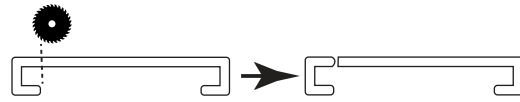
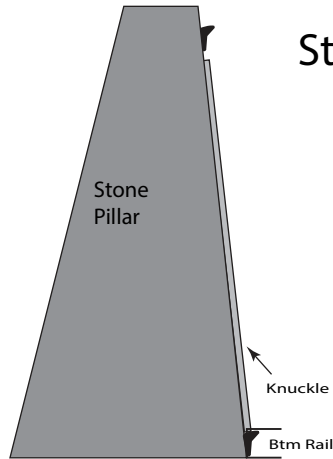


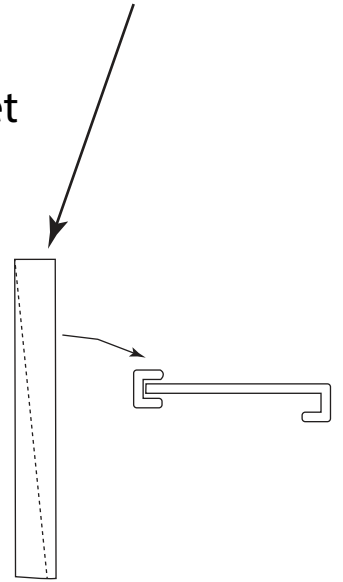
Step 1: Rip a picket along knuckle.



Step 2: Attach knuckle to Pillar beneath the top rail bracket and into aluminum bottom rail.



Step 3: Rip leftover piece of picket to match edge of pillar. Cut additional picket to finish. Slide cut edge into attached knuckle and finish nail in place.



Step 4: Add top rail. Continue remaining fence as normal.

